

04 - Suppliers

installation guide V1.3



TOLARUS™  
TRAINING  
and labelling solutions  
Labels on demand  
Software Guide



# TECHNICAL SUPPORT

These training guides will cover installing, and setting up your new Tolarus NutriLabel software onto your computer, it will guide you through the installation process and finally assist with connecting the client application to the NutriLabel Server\*.

U K D I S T R I B U T E R



Unit 23, Romsey Industrial Estate, Romsey, Hampshire, SO51 0HR



## TELEPHONE

00 (44) **000 111 888**

**NB:** Please quote your service agreement at the start of the call. Calls are charged at £1.50 per minute outside of a pre-arranged service agreement. All service agreements are subject to prior agreement and invoiced in advance.



## EMAIL

**SUPPORT@tolarus.com**

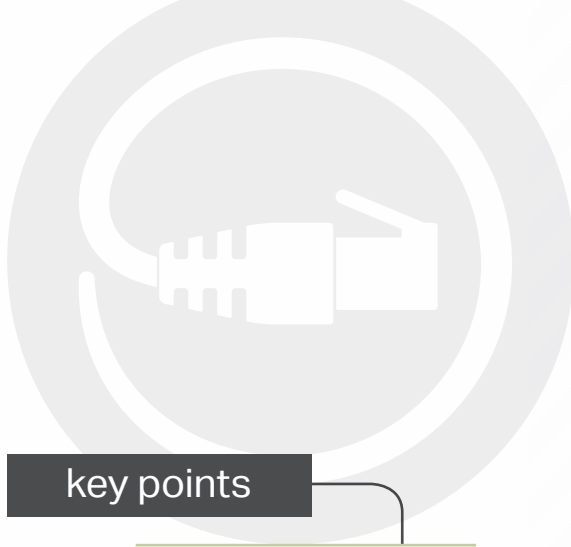
If you are experiencing difficulties with your Tolarus software or printer/s (Only Printers purchased from Wessex Labels are covered), please email your issue and one of our technical team will respond within the hour. Email enquires are Monday to Friday, from 9am to 5pm.



## ONLINE

**www.tolarus.co.uk**

There is nothing like watching how its done right? At Tolarus we have produced 15 '**How To Videos**', that are optimised to play on mobile phones or on your tablet/pc, so you can stop and start the video step by step. Just go to the website above a choose Tolarus Training, and discover our 15 videos to get you up and running and printing those labels.



## key points

\* Please confirm with your I.T. department (where appropriate) that the server software has been installed, and ideally, have the server ready for the end of the Client installation process.

Whilst these are the minimum specifications required to run Nutrilabel, Tolarus® recommend investing in the best technology you can, in order to get the very best from our software.

Please check that your systems can implement and support Microsoft .Net Frameworks. If in doubt, please contact your Distributor for Technical Advice.

# INTRODUCTION

**SYSTEM REQUIREMENTS:** Shown here are the minimum and recommended system requirements needed to run Nutrilabel Client efficiently. Please don't install the software onto any computer that is not equipped with the minimum specifications. Please note Tolarus does not run on MacOS

## Minimum System Requirements:

<b>Operating System</b>	Microsoft Windows 8, 8.1, 10, Server 2012 or newer. Operating System must be 64 Bit.
<b>Processor</b>	Intel Core i3 3.0 Ghz Dual Core
<b>Memory</b>	4GB RAM
<b>Storage</b>	5GB Available Hard Drive space

## Recommended System Requirements:

<b>Operating System</b>	Microsoft Windows 8, 8.1, 10, Server 2012 or newer. Operating System must be 64 Bit.
<b>Processor</b>	Intel Core i5 3.0 Ghz Dual Core
<b>Memory</b>	8GB RAM
<b>Storage</b>	5GB Available Hard Drive space on a Solid-State Drive.

## Essential System Prerequisites:

	Microsoft .Net Framework 3.
	Microsoft .Net Framework 4.7

# TABLE OF CONTENTS



---

Technical Support.....	2
Suppliers.....	5 - 7





# SUPPLIERS

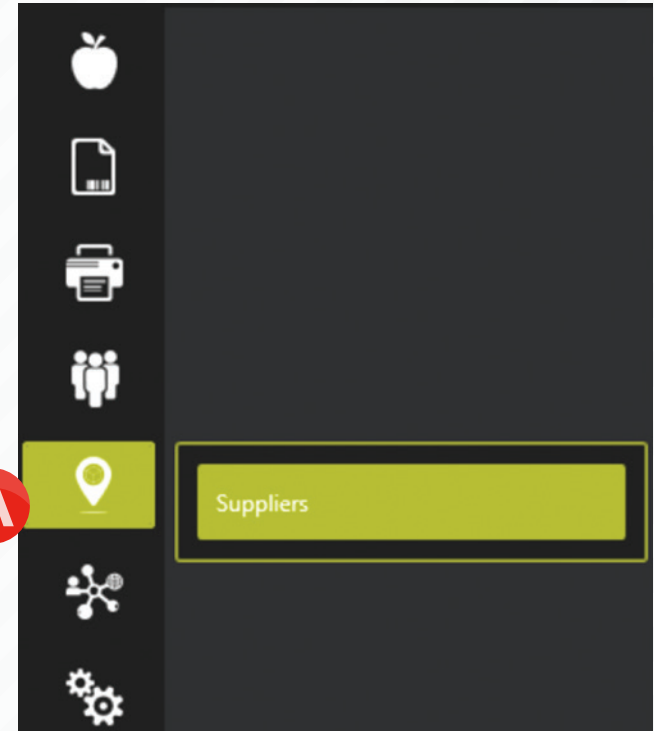
## key points



This handy page progress indicator, will let you know how far off from completion of this booklet you are.

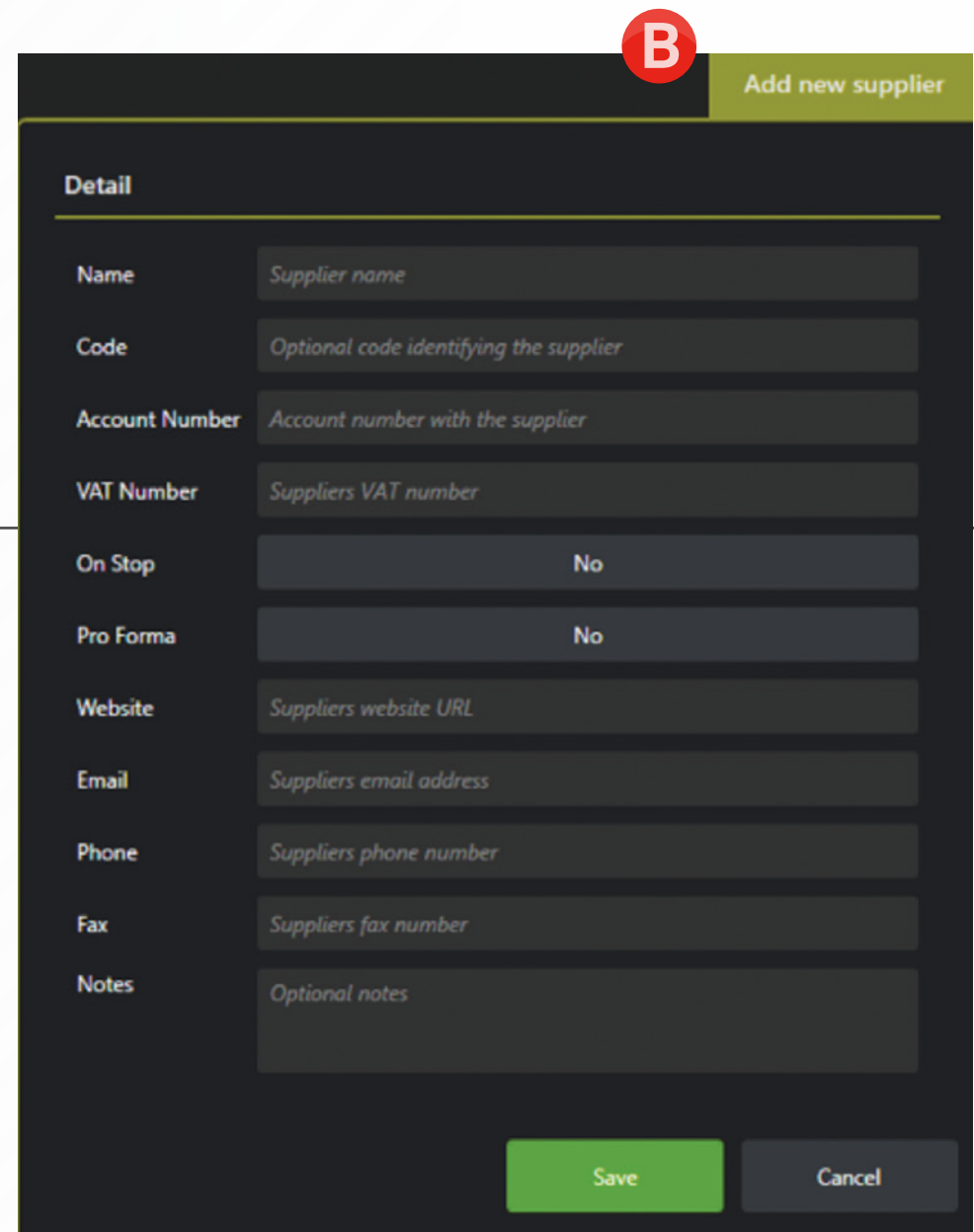


**SUPPLIERS:** To get to the customers screen, click on the fifth icon **A** down on the main screen of Tolarus and select 'Suppliers'. This will take you into the supplier's menu, where all the suppliers you have added to the software will be stored. Suppliers will be listed here in alphabetical order.



To add a new supplier, click the 'Add' **B** button in the bottom left of the screen.

This will bring up a new menu, here you can add information for each of your suppliers, you can essentially use this as a reference point.



**B** Add new supplier

**Detail**

Name	<i>Supplier name</i>
Code	<i>Optional code identifying the supplier</i>
Account Number	<i>Account number with the supplier</i>
VAT Number	<i>Suppliers VAT number</i>
On Stop	No
Pro Forma	No
Website	<i>Suppliers website URL</i>
Email	<i>Suppliers email address</i>
Phone	<i>Suppliers phone number</i>
Fax	<i>Suppliers fax number</i>
Notes	<i>Optional notes</i>

Save Cancel



Suppliers

Name	Code	Account Number	Account Type
Alamania	4324		Credit

Actions

Add

Once you have supplier details, click **save** and close and your supplier will be added to the list.



**Tolarus Labelling Software**

(UK Distributer Wessex Labels)

Unit 23 | Romsey Industrial Estate | Romsey | Hampshire | SO51 0HR

**WWW.TOLARUS.CO.UK**

